


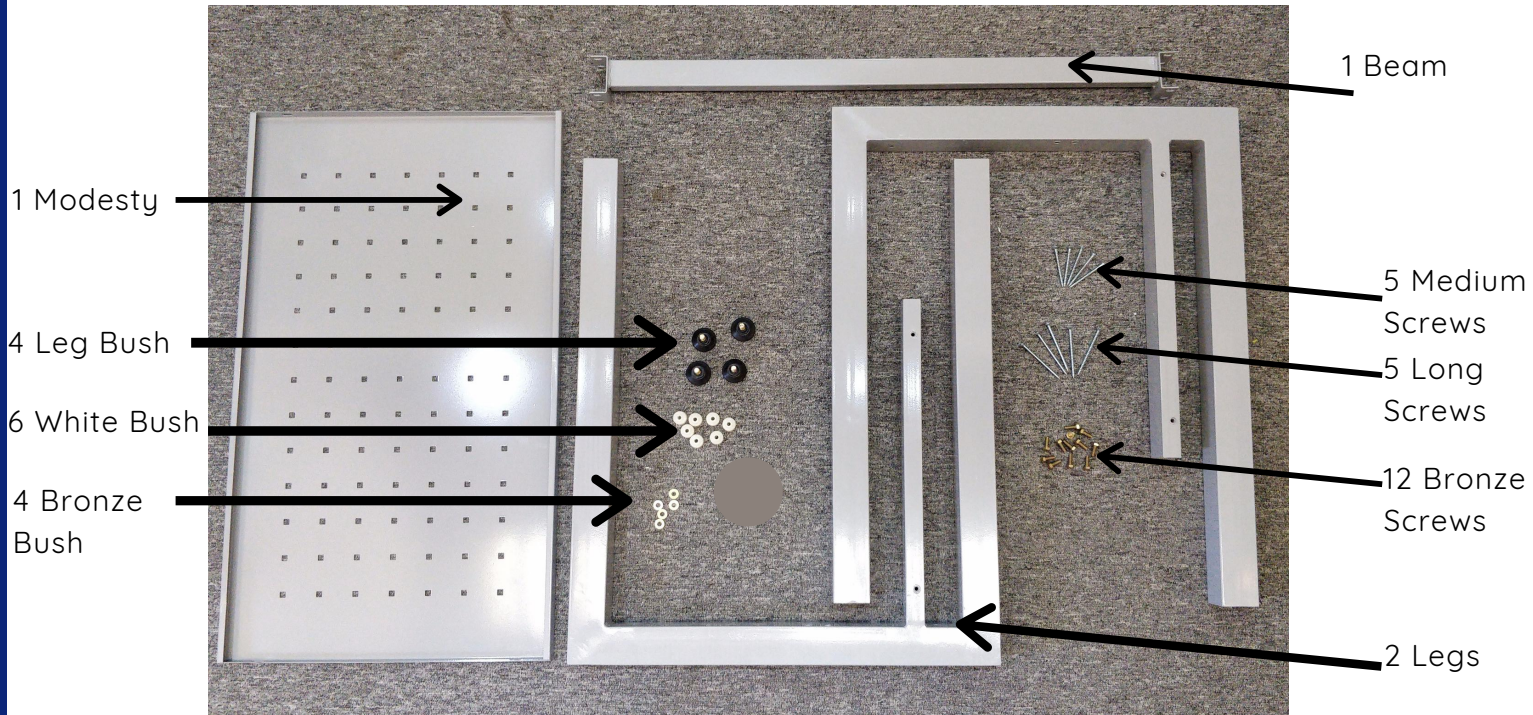

ASSEMBLY INSTRUCTIONS

TEBURU SINGLE SEATER DESK WITH MODESTY

11.00550.00



YOUR PACKAGE CONTAINS




ASSEMBLY INSTRUCTIONS

1.

Place the 2 legs upside down as shown



ASSEMBLY INSTRUCTIONS



2.

Screw on the 4 Leg Bushes until they sit tightly.

3.


Turn the legs back upwards so they rest on the Leg Bushes



4.

Place the beam onto the legs as shown.

ASSEMBLY INSTRUCTIONS



5.

Fix 6 Bronze screws onto the top and bottom of both sides of the beam.

6.


Fix 2 white bushes along each leg and 3 along the beam.



7.

Align the Modesty with the frame on the legs as shown.

ASSEMBLY INSTRUCTIONS



8.

Fix the Broze screws all 4 sides to attach the modesty to the leg frame.

9.

Align the tabletop with the legs as shown.



ASSEMBLY INSTRUCTIONS

10.

Use the medium screws to attach the beam to the table top through the minifix.



11.

Use the long screws to attach the legs to the table top through the minifix.

Your table is ready!

